



■ ■ ■ Your partner for printing quality



# SCHENK Textile Screen Printing Machines

## Production and Marketing by Heinz Walz GmbH

The brand name SCHENK has always been associated to textile printing machines. In the 70's, SCHENK revolutionised the screen printing industry by introducing on the market the first carrousel screenprinting machine. Since, this type of machine has been widely adopted by most screen printers. This concept has also inspired a multitude of other manufacturers. The success of SCHENK is mainly due to its constant innovation to fulfill the needs of an ever demanding industry.

The Head Offices of the company Heinz Walz GmbH are based in Pfullingen, near Stuttgart, 30 minutes from the city's international airport. There, machines are manufactured and exported all over the world. Our range of equipment is not limited to screen printing carrousel. We offer also all accessories related to screen-printing: flash cure and tunnel driers are part of the package offered to our customer. We specialise also in single and multicolour flock devices and in embroidery machines.

Our flexibility to adapt our machine to our customer needs, the wide range of products available and our excellent service, make us the ideal partner whatever our customer is producing: advertising, fashion, decoration, industrial application. The printing process is not only limited to textile. Metal, cardboard, paper, plastics and leather can also be printed and /or flocked.



## SCHENKSpider – a clockwork.



**Up to 12 colours!**



**Field of application:**

T-shirts, bags, cut pieces, socks etc.



**Features Spider screen printing machine**

<b>Stations</b>	6/8/10/12/14
<b>Colours</b>	Up to 12 colours maximum
<b>Print area</b>	Single index – machine up to 12 stations: 450 x 500 mm (17.70" x 19.68") Single index – machine up to 14 stations: 400 x 450 mm (15.74" x 17.71") Double index – machine up to 12 stations: 1000 x 500 mm (39.37" x 19.68") Double index – machine up to 14 stations: 800 x 450 mm (31.49" x 17.71")
<b>Registration</b>	± 0,025 mm
<b>Pallets</b>	Aluminium sandwich pallet to avoid heat storage and to enable a fast and precise rotation movement. One hand operation, easy to mount through a central holding screw.
<b>Max sizes</b>	Frontal loading: 500 x 1000 mm (19.68" x 39.37") Lateral loading: 640 x 850 mm (25.19" x 33.46") Lateral loading double index: 1.200 x 850 mm (47.24" x 33.46")
<b>Frame holder</b>	Custom made, any size and shape possible Four points screen off contact mechanical adjustment and automatic central off contact of 0 to 5 mm in 0.5 mm increments. Pneumatic screen clamping system to hold screen frames up to 40 x 40 mm (1.57" x 1.57"). Also suitable for roller frames without clamp adapter.
<b>Max. sizes</b>	Fine adjustment for accurate screen positioning. Frontal loading: 600 x 1000 mm (23.6" x 39.37") Lateral loading: 640 x 950 mm (25.20" x 37.40") Lateral loading double index: 1.200 x 950 mm (47.24" x 37.40")
<b>Squeegees</b>	electrically driven squeegee Independent print/ flood speed control on each head Independent squeegee print/ flood pressure adjustment with air pressure gauge Independent squeegee print/ flood angle setting Stroke length is adjustable to maximise print speed
<b>Printing station</b>	Swivelling printing arm for easy access to the screen and possibility to insert a flash cure in any printing station. Through a membrane keypad on each station possibility to activate all functions: rotation right/ left/ half index. Lift up and down. Squeegee back and forth, up and down. Lock/ unlock frame.
<b>Control centre</b>	Touch screen control panel offers an easy navigation in more than 12 languages. Six independent printing programs available, of which two allowing to leave the screen flooded after each print, particularly useful for water based inks. Each station can be individually configured with any of the available programs up to nine strokes. Load and unload program enables to start and stop the print stations in proper sequence when starting or finishing the printing process. Printing automatic or through a foot pedal, one impulse, one print. Production monitoring: actual print, total print. Average production per hour
<b>Rotation</b>	Electric, servo driven Bi-directional Single index, double index and half index function Free wheel capability
<b>Lift</b>	electric servo driven Servo driven offers the ability to set an automatic off Contact, adjustable through the control panel. Off contact of 0 to 5 mm (0.20") adjustable in 0.5 mm increments.
<b>Electrical requirement</b>	400 V, 50 cycles, 10.2 kW/16 Amp maximum
<b>Air requirement</b>	Per print station: 8 bar, 3 m <sup>3</sup> /h


\* Any changes of technical data reserved




# SCHENKVARIprint 2002 EX – an approved method



Quality and high-tech have a name: **SCHENKVARIprint**. Since two decades, worldwide, our customers emphasise the durability, productivity and flexibility of our printing machines. We are proud of our achievement and it is our obligation to keep up with our quality standard. That is why our obligation is to offer better efficiency, reduced print tolerances, easy to use and flexible handling.



Easy navigation through a multi language **touch screen control panel**



**Swivelling printing arm** for easy access and better setting of the screen



Thanks to our ergonomically designed printing station the machine is extremely **user friendly**



**Up to 18 colours!**



**Field of application:**

T-shirts, bags, cut pieces, socks etc.

**Optional:**

Machine fitted with vacuum system for transfer print

\* Any changes of technical data reserved



Features VARiprint 2002 EX Screen printing machine	
Stations	10/12/14/16/18/20/22/24/26
Colours	Up to 18 colours maximum
Print area	Single index – machine up to 16 stations: 600 x 800 mm (23.6" x 31.49") Single index – machine up to 18 stations: 500 x 800 mm (19.68" x 31.49") Single Index: 20 to 26, 450 x 700 mm (18" x 28") Double index: 1.100 x 800 mm (43.30" x 31.49")
Registration	± 0,025mm
Pallets	Aluminium sandwich pallets to avoid heat storage and to enable a fast and precise rotation movement. Easy to mount through a central holding screw.
Maximum sizes	Lateral loading up to 18 stations: 620 x 1.000 mm (24.40" x 39.37") 20 to 26 stations: 600 x 900 mm (24" x 35") Double index: 1.200 x 950 mm (42.24" x 37.40") Frontal loading up to 16 stations: 610 x 1.000 mm (24" x 39.37") Frontal loading 18 stations: 540 x 1.000 mm (21.25" x 39.37") Custom made, any size and shape possible
Frame holder	Four points screen off contact mechanical adjustment and automatic central off contact of 0 to 5mm in 0.5 mm increments. Pneumatic screen clamping system to hold screen frames up to 40 x 40 mm (1.57" x 1.57"). Also suitable for roller frames without clamp adapter.
Maximum sizes	Fine adjustment for accurate screen positioning Lateral loading up to 16 stations: 730 x 1.250 mm (28.74" x 49.21") Double index: 1.200 x 1.250 mm (47.24" x 49.21") Lateral loading 18 stations: 650 x 1.250 mm (25.59" x 49.21") Double index: 1.200 x 1.250 mm (47.24" x 49.21") Frontal loading up to 16 stations: 720 x 1.360 mm (28.34" x 53.54") Frontal loading 18 stations: 650 x 1.360 mm (25.59" x 53.54")
Squeegees	electrically driven squeegee Independent print /flood speed control on each head Independent squeegee print /flood pressure adjustment with air pressure gauge Independent squeegee print /flood angle setting Stroke length is adjustable to maximise print speed
Printing station	Swivelling printing arm for easy access to the screen, and possibility to insert a flash cure in any printing station. Through a membrane keypad on each station possibility to activate all functions: rotation right / left / half index. Lift up and down. Squeegee back and forth, up and down. Lock /unlock frame.
Control centre	Touch screen control panel offers an easy navigation in more than 12 languages. Six independent printing programs available. of which two allowing to leave the screen flooded after each print, particularly useful for water based inks. Each station can be individually and independently configured with any of the available programs and print/flood strokes set to up 9 strokes. Load and unload program enables to start and stop the print stations and proper sequence when starting o finishing the printing process. Printing automatic or through a foot pedal, one impulse, one print. Sample function. Production monitoring: actual print, total print. Average production per hour
Rotation	Electric, Servo driven Bi-directional Single index, double index and half index function Free wheel capability
Lift	Electric Servo driven Off Contact, adjustable through the control panel. Off contact of 0 to 5 mm (0.20") adjustable in 0,5mm increments.
Electrical requirement	400 V, 50 cycles, 12 kW/16 Amp maximum
Air requirement	per print station: 8 bar, 3 m <sup>3</sup> /h

# SCHENKVARiPrint EASY – screen printing machine – compact, versatile and build to last



Ideal for combination of print and flock

## Features VARiPrint EASY Screen printing machine

<b>Stations</b>	6/8/10/12/14
<b>Colours</b>	Up to 13 colours maximum
<b>Print area</b>	480 x 500 mm (18.69" x 19.68")
<b>Registration</b>	± 0,025 mm
<b>Pallets</b>	Aluminium sandwich pallet to avoid heat storage and to enable a fast and precise rotation movement. One hand operation, easy to mount through a central holding screw.
<b>Max sizes</b>	Frontal loading: 520 x 850 mm (20.47" x 33.46") Custom made, any size and shape possible
<b>Frame holder</b>	Mechanical height adjustment. Pneumatic screen clamping system to hold screen frames up to 40 x 40 mm (1.57" x 1.57") profile. Also suitable for roller frames without clamp adapter. Fine adjustment for accurate screen positioning (optional).
<b>Max. sizes</b>	Frontal loading: 600 x 800 mm (23.6" x 31.49")
<b>Squeegees</b>	Electrically driven squeegee Independent print/ flood speed control on each head Independent squeegee print/ flood pressure adjustment with air pressure gauge Independent squeegee print/ flood angle setting Stroke length is adjustable to maximise print speed
<b>Printing station</b>	Fixed printing arm Through a membrane keypad on each station possibility to activate all functions: rotation right/ left/ half index. Lift up and down. Squeegee back and forth, up and down. Lock/ unlock frame.
<b>Control centre</b>	easy navigation in more than 12 languages. independent printing programs available, of which two allowing to leave the screen flooded after each print, particularly useful for water based inks. Each station can be individually configured with any of the available programs up to nine strokes. Printing automatic or through a foot pedal, one impulse, one print. Sample function. Production monitoring: actual print, total print. Average production per hour
<b>Rotation</b>	Electric Single index, double index and half index function Free wheel capability
<b>Lift</b>	Pneumatic
<b>Electrical requirement</b>	400 V, 50 cycles, 5.5 kW/16 Amp maximum
<b>Air requirement</b>	8 bar, 10 m <sup>3</sup> / hour approx. for pneumatic lift Per print station: 8 bar, 3 m <sup>3</sup> / hour

\* Any changes of technical data reserved



Up to 13 colours!

		<b>EASY</b>	<b>SPIDER</b>	<b>V 2002 EX</b>	<b>V 2002 EX BIG</b>
 Max. colours 5	<b>Printing area in mm:</b> <b>Ø in mm:</b> <b>Printig area in inches:</b> <b>Ø in ft:</b>	480 x 500 mm 3140 mm 19" x 20" 10.30'	450 x 500 mm 3500 mm 18" x 20" 11.48'		
 Max. colours 7	<b>Printing area in mm:</b> <b>Ø in mm:</b> <b>Printig area in inches:</b> <b>Ø in ft:</b>	480 x 500 mm 3560 mm 19" x 20" 11.67'	450 x 500 mm 3860 mm 18" x 20" 12.66'	600 x 800 mm 5300 mm 23" x 32" 17.38'	
 Max. colours 9	<b>Printing area in mm:</b> <b>Ø in mm:</b> <b>Printig area in inches:</b> <b>Ø in ft:</b>	480 x 500 mm 3990 mm 19" x 20" 13.10'	450 x 500 mm 4360 mm 18" x 20" 14.30'	600 x 800 mm 5300 mm 23" x 32" 17.38'	800 x 1100 mm 6700 mm 32" x 43" 21.98'
 Max. colours 11	<b>Printing area in mm:</b> <b>Ø in mm:</b> <b>Printig area in inches:</b> <b>Ø in ft:</b>	480 x 500 mm 4390 mm 19" x 20" 14.40'	450 x 500 mm 4705 mm 18" x 20" 15.43'	600 x 800 mm 5760 mm 23" x 32" 18.89'	700 x 1000 mm 6800 mm 28" x 39" 22.30'
 Max. colours 13	<b>Printing area in mm:</b> <b>Ø in mm:</b> <b>Printig area in inches:</b> <b>Ø in ft:</b>	450 x 500 mm 4690 mm 18" x 20" 15.38'	400 x 450 mm 4705 mm 16" x 20" 15.43'	600 x 800 mm 6230 mm 23" x 32" 20.43'	700 x 1000 mm 6900 mm 28" x 39" 22.63'
 Max. colours 15	<b>Printing area in mm:</b> <b>Ø in mm:</b> <b>Printig area in inches:</b> <b>Ø in ft:</b>			600 x 800 mm 6700 mm 23" x 32" 21.98'	
 Max. colours 17	<b>Printing area in mm:</b> <b>Ø in mm:</b> <b>Printig area in inches:</b> <b>Ø in ft:</b>			500 x 800 mm 6700 mm 20" x 32" 21.98'	
 Max. colours 18	<b>Printing area in mm:</b> <b>Ø in mm:</b> <b>Printig area in inches:</b> <b>Ø in ft:</b>			450 x 700 mm 6700 mm 18" x 28" 21.98'	
 Max. colours 18	<b>Printing area in mm:</b> <b>Ø in mm:</b> <b>Printig area in inches:</b> <b>Ø in ft:</b>			450 x 700 mm 7230 mm 18" x 28" 23.72'	
 Max. colours 18	<b>Printing area in mm:</b> <b>Ø in mm:</b> <b>Printig area in inches:</b> <b>Ø in ft:</b>			450 x 700 mm 7620 mm 18" x 28" 25'	
 Max. colours 18	<b>Printing area in mm:</b> <b>Ø in mm:</b> <b>Printig area in inches:</b> <b>Ø in ft:</b>			450 x 700 mm 7880 mm 18" x 28" 25.85'	



### Pneumatic or electric printing station


- Frontal control on each station
- Pneumatic manometer displaying squeegee pressure settings
- Membrane keypad controlling lifting and rotation movement, squeegee and screen fixing
- Adjustable speed from 0 to 1 m/ sec, print and flood squeegee pressure and stroke length
- Optional: electrically driven squeegee



### Vacuum pallets option

Upon request we can supply:

- Variprint 2002 EX with vacuum ability
- Adjustable vacuum to enable the application and removal of paper, foil or similar substrate.
- Printing area: 700 x 1.000 mm
- Available in up to twelve stations in variable print configuration
- Possibility to fit vacuum or standard pallets




### Squeegee system

- Squeegee width up to 1.100 mm
- Evenly pressure repartition on all the squeegee width
- Adjustable squeegee angle from 0° to 45°
- Fast and clean squeegee changing
- Distance between squeegee enables a bigger ink reserve reducing filling intervals




### Control center

- Easy and clear multilingual navigation
- Display in plain language of status, warnings and errors
- Six different print programs
- Cleaning, samples, dryer, input/ output programs



### Pallets

- Excellent efficiency thanks to the lightweight construction of the pallets, reducing heat storage and enabling a faster and precise rotation positioning.
- Wide range of pallets for T-shirts, sleeves, trousers, cut pieces, socks, bags, etc.
- Optional soft-top rubber.





# SCHENK – Manual presses, manual and automatic flocking units



Our innovative and reliable technology enables you to easily print and flock on T-shirts, sweatshirts, cut pieces, sport articles, etc. Like all SCHENK products, our manual presses and flock equipment are of high quality and durability, enabling excellent results at an affordable price.

## Manual flocking unit S 90-1

- ideal for manual flocking of surfaces and formed parts
- high voltage adjustable from 0 to 90 kV
- built in ground control
- applicators available in different sizes



## Manual flocking unit CCL Coater and Easy Coater


- ideal for newcomers
- for samples and small series
- high voltage adjustable from 30 to 70 kV
- applicators available in different sizes
- mains connection 230 V (50/60 Hz) or optional 115 V (50/60 Hz)



# SCHENK – High quality

## Mobile flocking station type SC with various flocking dimensions

- 600 x 800 mm
- 450 x 600 mm
- 330 x 400 mm
- for stand alone or in combination with our screen printing machines



## Flocking table FT 1000 / 800

- ideal working place for flocking with our manual unit S 90-1
- to avoid dispersion of flock fibre in the working environment
- enables a perfect ground connection of the substrate increasing the quality of the flocking.



## Flocking unit EPA-N

- electrostatic /pneumatic unit to flock preformed pieces, bodies and hollow spaces
- large flock fibre container
- adjustable air release
- equipped with S 90-1 high voltage generator, easy to remove for manual standard application



### 6 colours manual press KDM 6

- rotating pallets and screen holders
- easy handling
- high precision, fitted with micro-adjustment
- central and individual off contact adjustment

### 4 colours manual press (without photo)

- same function as the KDM 6
- fitted with four rotating pallets and four rotating screen holders



### Cleaning unit R-TS

- for fast removal of remaining loose fibre from flocked textile
- without mechanical contact, the flock fibre is removed and sucked into a collecting bag



### Textile dryer/fixing oven TRH with mobile carts

- electrically powered oven, horizontal air conduct for absolute constant temperature
- adjustable temperature up to 160° C
- automatic timer
- adjustable fan for fresh air input and exhaust







**Heinz Walz GmbH**

Manufacturer of Schenk screen-  
printing and flocking machines

Fon +49 (0) 71 21/92 98-0  
Fax +49 (0) 71 21/92 98-60

Maybachstr. 3  
D-72793 Pfullingen

[www.walz-gmbh.de](http://www.walz-gmbh.de)  
e-mail [info@walz-gmbh.de](mailto:info@walz-gmbh.de)